


Finetech

TOOLINGS



BORING SYSTEM

INDEX	PAGE No
MICRO BORING KIT 6-135mm	1-6
BASIC ADAPTORS MC32	7
MODULAR EXTENSION MEA SERIES	7
MICRO BORING KIT 6-205mm	8-14
BASIC ADAPTORS WC32	15
MODULAR EXTENSION WEA SERIES	15
MICRO BORING HEAD FBH SERIES	16-18
LARGE DIA BORING 200mm & ABOVE	19-22
BASIC ADAPTOR NMC80 /NMC125	23
TWIN ROUGH BORING DIA18-205 mm RBT SERIES	24-27
BASIC ADAPTOR FOR ROUGH BORING	28
DEEP BORE FINISHING	29-30
SPECIAL TOOLS	31-32
TORQUE SELECTION GUIDE	33

MICRO BORING KIT

DIA 6 TO 135 mm



FINISH BORING HEAD

This is probably the best product to begin with for all boring application. The KIT has a very precise Micro Boring Head with a minimum adjustment of 2 Microns. It is complemented with well designed boring bars from a smallest Dia of 6mm and can go up to dia 205 mm. With a Modular system it can be interchanged with any Machine tool spindle like BT, SK, HSK etc.

The Micro Boring Kit is available in 2 types of sets a MBKT set that has a range from Dia 6 to 135 mm & WBKT set with a larger & very rigid boring head that has a range from Dia 6 to Dia 205 mm

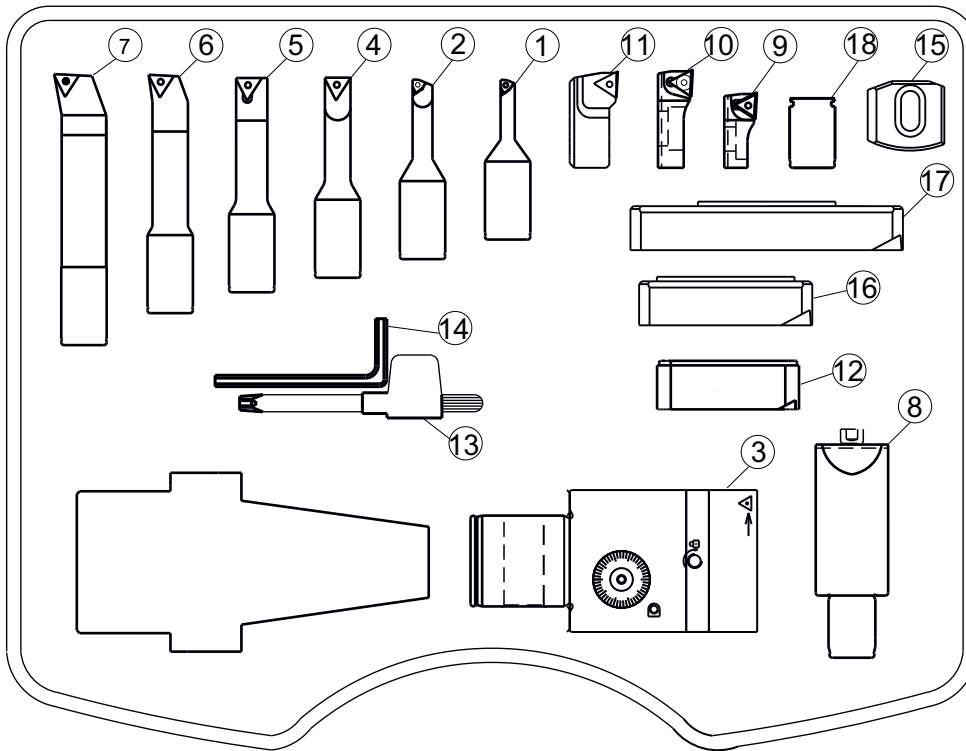
Both the MBKT series and the WBKT series have a 2microns adjustment on Dia to make high precision bores. They are also well balanced by design to give a good finish and improve accuracy of bored holes.

ITEM	RANGE	ORDER CODE	WEIGHT	PART LIST
MBKT1084	10-84	MBK010084	2.5	3 - 14
MBKT10105	10-105	MBK010105	2.7	3 - 16
MBKT10135	10-135	MBK010135	2.9	3 - 17
MBKT0684	6-84	MBK006084	2.6	1 - 14
MBKT06105	6-105	MBK006105	2.7	1 - 16
MBKT06135	6-135	MBK006135	3	1 - 17

MICRO BORING KIT

FROM DIA 06 - 135 mm

PART LIST

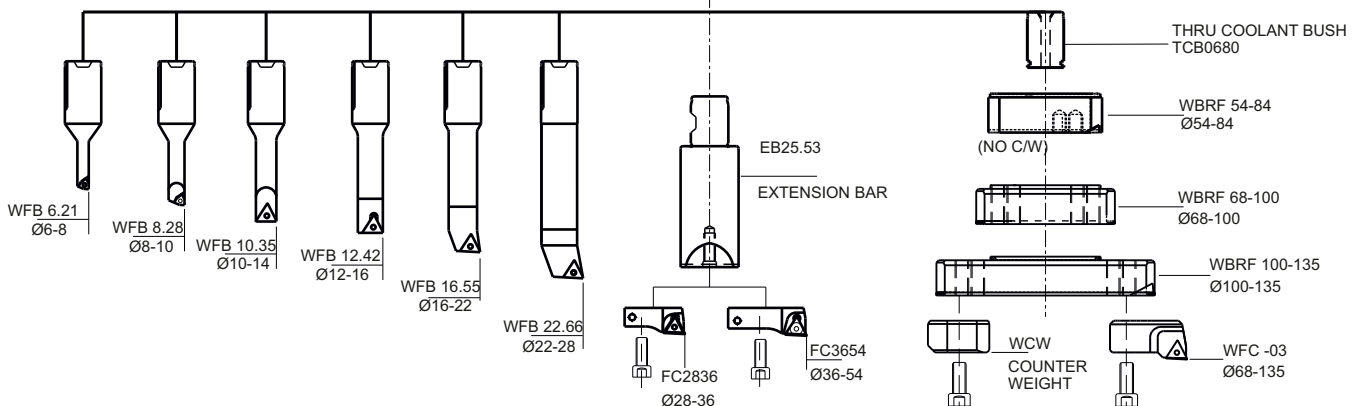
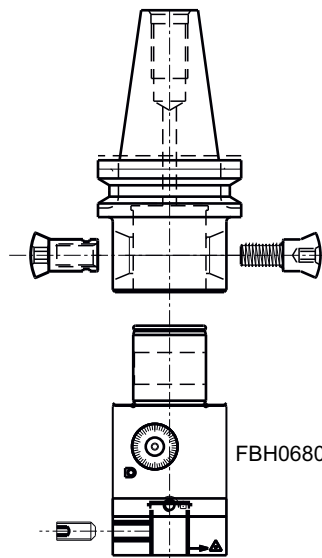


1. WFB 6.21
2. WFB 8.28
3. FBH 0680
4. WFB 10.35
5. WFB 12.42
6. WFB 16.55
7. WFB 22.66
8. EB25.53+M5 SCREW
9. FC 2836
10. FC 3654
11. WFC 03
12. WBRF 54-84
13. T6,T8 TORX KEY
14. 3.0MM ALLEN KEY
15. WC/W (COUNTER WT.)
16. WBRF 68-100
17. WBRF 100-135
18. TCB 0680(thru coolant bush)
Supply with thru coolant kit only

NOTE:

- Adaptor is not included in the Kit
- Through coolant is optional

USER GUIDE FOR MICRO BORING KIT



SETTING INSTRUCTION OF MICRO BORING KIT DIA 6 TO 135 mm

BORE DIA 6 TO 28mm

HEAD & ADAPTOR ASSEMBLY

1. INSERT
2. LOCK THE SCREW

BORING BARS

1. ORIENTATION
2. INSERT
3. LOCK THE SCREW

By using BORING BAR'S

- 1) WFB 6.21
- 2) WFB 8.28
- 3) WFB 10.35
- 4) WFB 12.42
- 5) WFB 16.55
- 6) WFB 22.66

To bore from dia 6 to 28mm

BORE DIA 28 TO 54mm

1. ORIENTATION
2. INSERT
3. LOCK THE SCREW
4. ORIENTATION
5. LOCATE
6. LOCK THE SCREW

By using EB25.53 and

- 1) FC 2836
- 2) FC 3654

To bore from dia 28 to 54mm

Rotate the dial counter clockwise to increase the bore dia.
 one division = 2 micron on dia
 one full rotation = 0.1mm



BORE DIA 54 TO 135mm

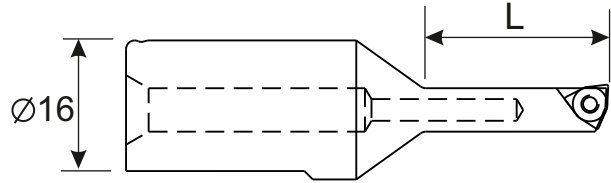
1. ORIENTATION
2. INSERT
3. LOCK THE SCREWS
4. LOCATE
5. LOCK THE SCREWS
6. ORIENTATION
7. LOCATE
8. LOCK THE SCREWS




By changing bridge

- 1) WBRF5484
- 2) WBRF68100 + CW
- 3) WBRF100135 + C/W


Can bore from dia 54 to 135




BORING BARS STEEL 6-28 mm



ITEM	CODE	DIA RANGE	L	 INSERT	 INSERT SCREW	 TORX KEY
WFB6.21	WFB006021	6-8	21	WC02	TS211	T6
WFB8.28	WFB008028	8-10	28	WC02	TS21	T6
WFB10.35	WFB010035	10-14	35	TP09	CS2501	T8
WFB12.42	WFB012042	12-16	42	TP09	CS250	T8
WFB16.55	WFB016055	16-22	55	TP09	CS250	T8
WFB22.66	WFB022066	22-28	66	TP09	CS250	T8

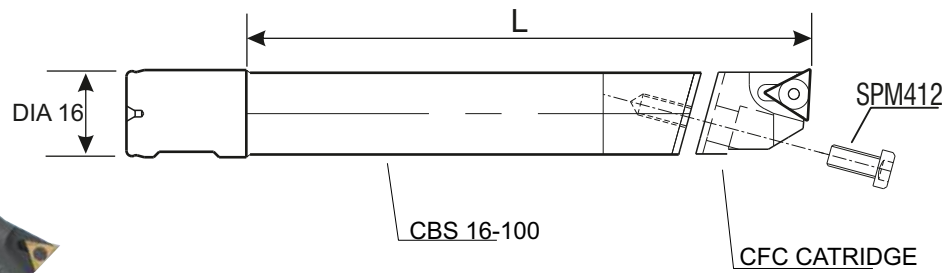
CARBIDE BORING BAR 6-16mm






ITEM	CODE	DIA RANGE	L	 INSERT	 INSERT SCREW	 TORX KEY	Kg
WFB6.40	FBS006040	6-8	40	WC02	TS211	T6	0.05
WFB8.50	FBS008050	8-10	50	WC02	TS21	T6	0.07
WFB10.60	FBS010060	10-14	60	TP09	CS2501	T8	0.1
WFB12.80	FBS012080	12-16	80	TP09	CS250	T8	0.14

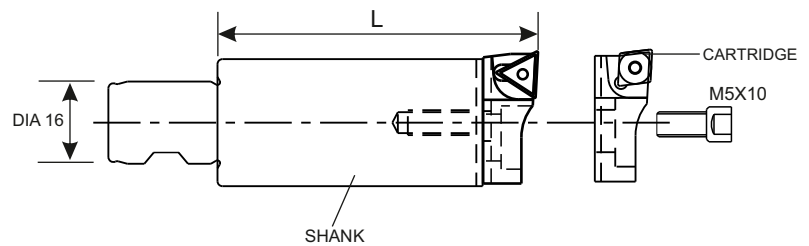
NOTE : THROUGH COOLANT IS OPTIONAL FOR ALL BORING BARS




CARBIDE BORING BAR & CARTRIDGE 16-28 mm






REF	ITEM	CODE	DIA RANGE	L	 INSERT	 SCREW	 TORX KEY
SHANK	CBS16.100	CBS16100		100		SPM412	T15
CARTRIDGE	CFC1620	CFC016020	16-20		TP09	CS250	T8
CARTRIDGE	CFC2024	CFC020024	20-24		TP09	CS250	T8
CARTRIDGE	CFC2428	CFC024028	24-28		TP09	CS250	T8

BORING BAR DIA 28 - 54 mm

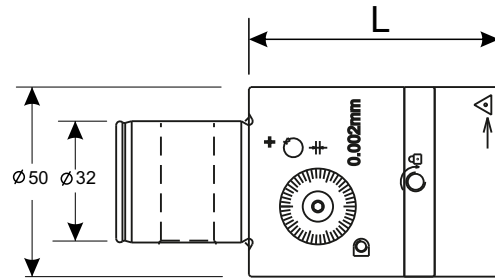


REF	ITEM	CODE	DIA RANGE	L	 INSERT	 INSERT SCREW	 TORX KEY
SHANK	EB25.53	EB025053	28-36	62			
CARTRIDGE	FC2836	FC028036			TP--09	CS250	T8
CARTRIDGE	FCC2836	FCC28036			CC--06	TS25	T8
SHANK	EB25.73	EB025073	28-36	82			
CARTRIDGE	FC2836	FC028036			TP--09	CS250	T8
CARTRIDGE	FCC2836	FCC28036			CC--06	TS25	T8

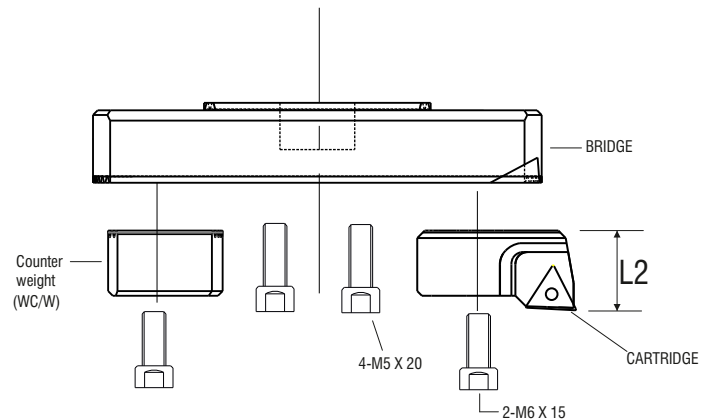
REF	ITEM	CODE	DIA RANGE	L	 INSERT	 INSERT SCREW	 TORX KEY
SHANK	EB25.53	EB025053	36-54	64			
CARTRIDGE	FC3654	FC036054			TP--09	CS250	T8
CARTRIDGE	FCC3654	FCC36054			CC--06	TS25	T8
SHANK	EB25.73	EB025073	36-54	84			
CARTRIDGE	FC3654	FC036054			TP--09	CS250	T8
CARTRIDGE	FCC3654	FCC36054			CC--06	TS25	T8

NOTE : THROUGH COOLANT IS OPTIONAL FOR ABOVE ALL

DIA 54 TO 135






ITEM	CODE	DIA RANGE	L	Kg
FBH0680	FBH006080	54-135	65	1.00



REF	ITEM	CODE	DIA RANGE	L	Kg
BRIDGE	WBRF5484	WBRF005484	54-84	96+La	0.16
BRIDGE	WBRF68100	WBRF068100	68-100	96+La	0.18
BRIDGE	WBRF100135	WBRF100135	100-135	96+La	0.29

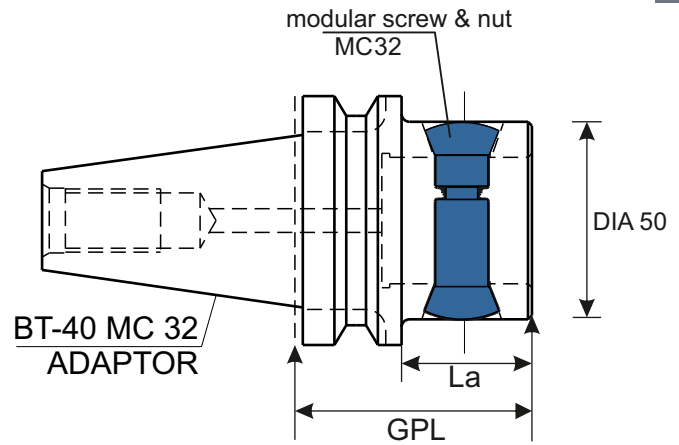
CARTRIDGE

ITEM	CODE	DIA RANGE	L2	 INSERT	 INSERT SCREW	 TORX KEY	Kg
WFC03	WFC03T090	54-135	16	TP--11	CS25T11	T8	0.06
WFCC03	WFCC3T090	54-135	16	CC--09	TS4	T15	0.06
WC/W	WCW00060						0.06

Note La is the extended length in the Adaptor

NOTE : THROUGH COOLANT IS OPTIONAL FOR ABOVE ALL

ADAPTOR MC-32

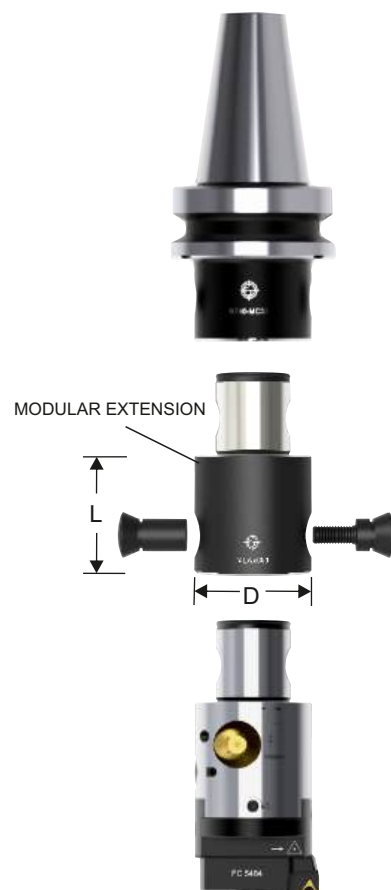
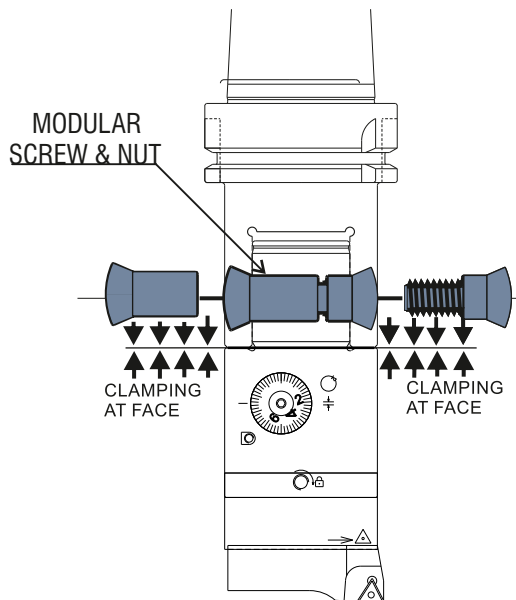


The complete design of boring tools are built on modular concept. This helps in easy interchanging of tools. The parts to be coupled are inserted and fastened by a specially designed taper bolt. The bolt creates an axial thrust on face and to give a rigid clamping of tool. The diameter & face are accurately ground to give a perfect seating and better concentricity.

The MODULAR adaptors are available in different tapers (BT ,BBT, SK , HSK)

It can be tailor made for extend length to increase the GPL

REF	ITEM	CODE	GPL	La	LOCK BOLT	Kg
BT40	BT40MC32	BT40MC3260	60	30	MC32 M10X50	1.2
BT50	BT50MC32	BT50MC3210	100	60		4.3
HSK A50	HSK A50MC32	HSK50MC328	80	50		1
HSK A63	HSK A63MC32	HSK63MC328	80	50		1.2
HSK A100	HSK A100MC32	HSK100MC32	100	70		3



MODULAR EXTENSION

ITEM	CODE	L	Kg
MEA5050	MEA005050	50	0.7
MEA5075	MEA005075	75	1.2

MICRO BORING KIT

DIA 6 TO 205 mm



DIA 6-28



DIA 28-68



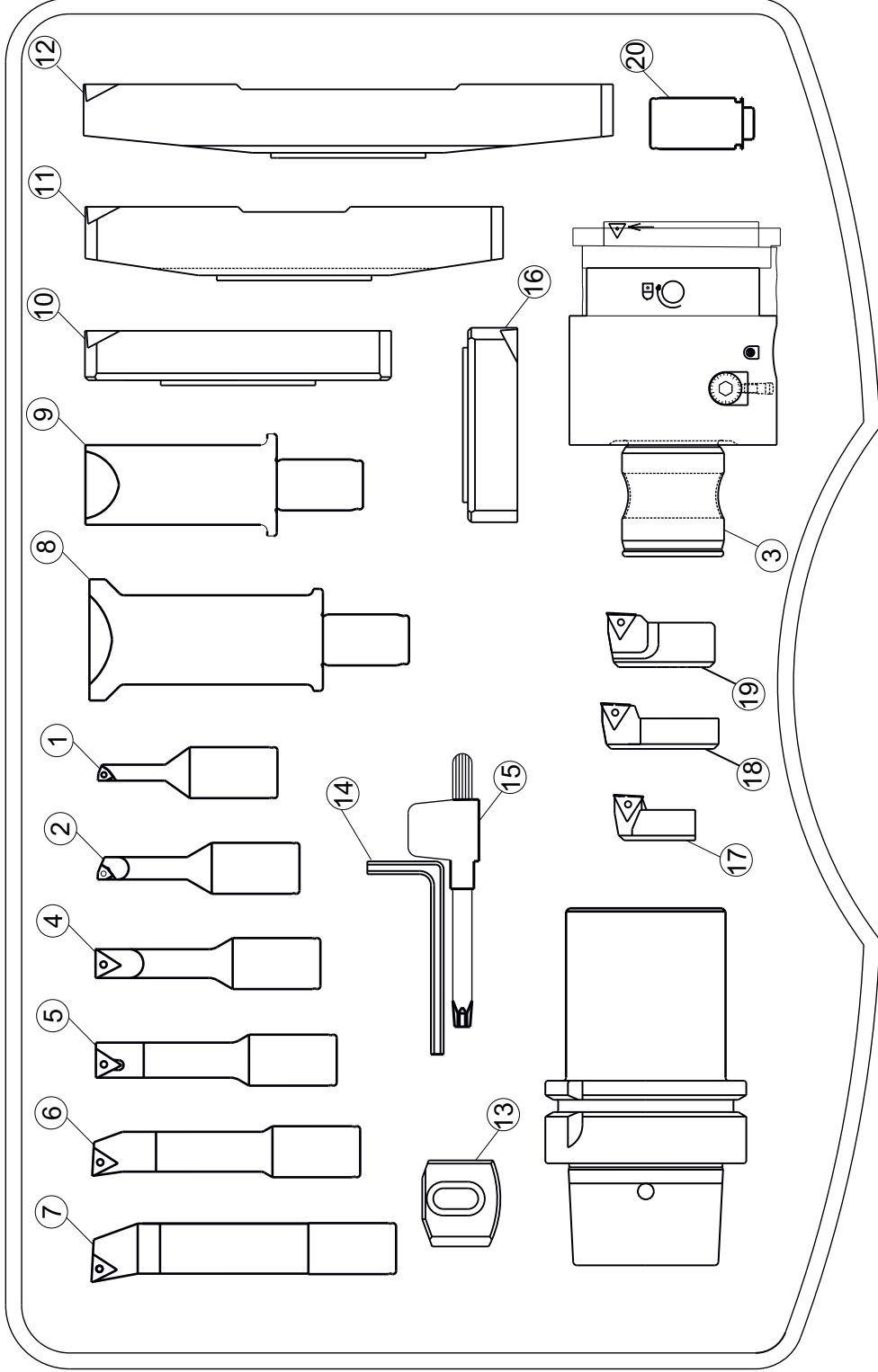
DIA 68-205

ITEM	RANGE	ORDER CODE	WEIGHT	PART LIST
WBKT06205	6-205	WBK006205	6.0	1 - 20
WBKT10205	10-205	WBK010205	5.9	3 - 20

NOTE : THROUGH COOLANT IS OPTIONAL

MICRO BORING KIT

FROM DIA 06 - 205 mm



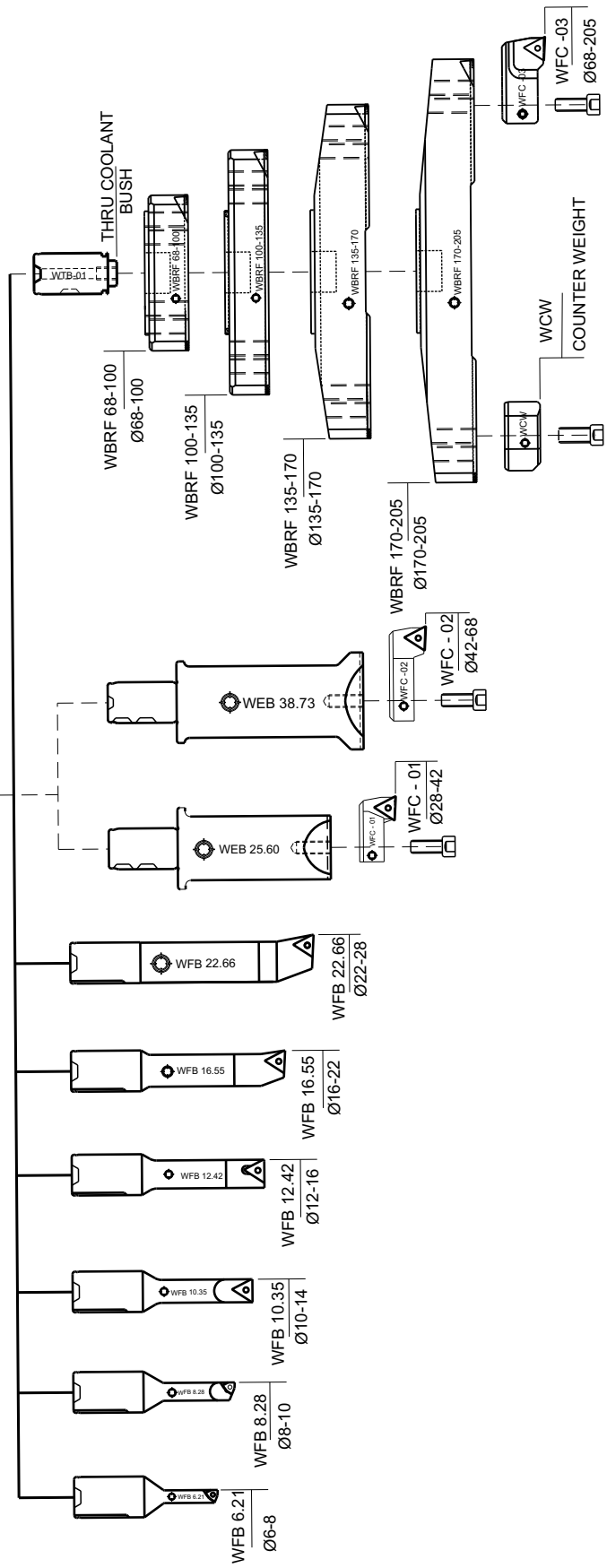
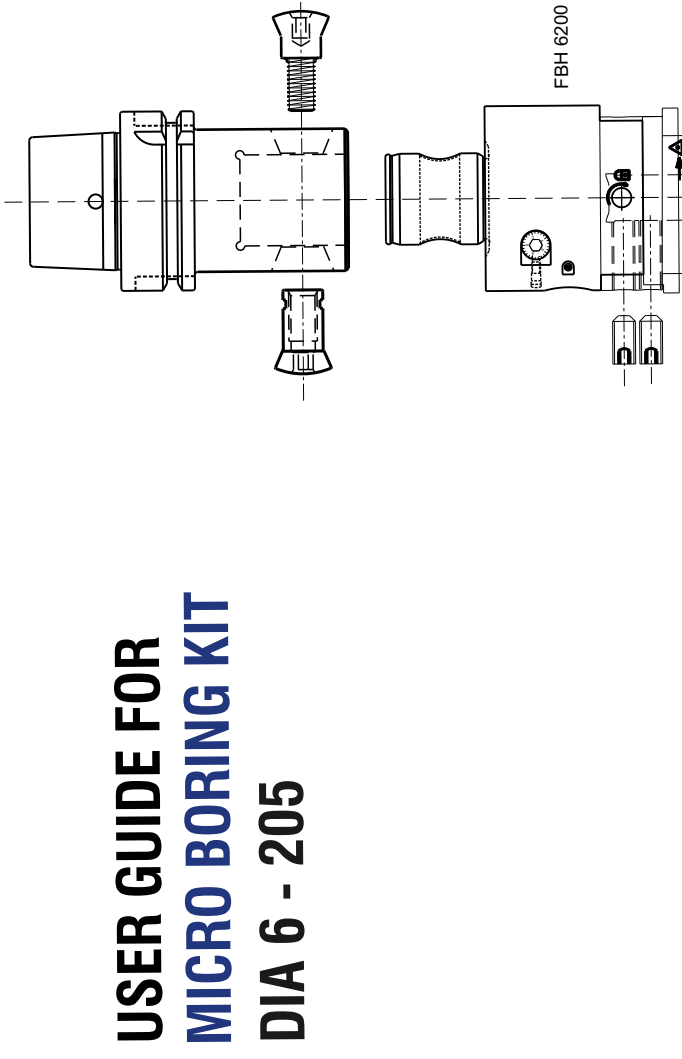
PART LIST

- 1.WFB 6.21
- 2.WFB 8.28
- 3.FBH6200
- 4.WFB 10.35
- 5.WFB 12.42
- 6.WFB 16.55
- 7.WFB 22.66
- 8.WEB 38.73
- 9.WEB 25.60
- 10.WBRF 100-135
- 11.WBRF 135-170
- 12.WBRF 170-205
- 13.WCW (COUNTER WT.)
- 14. 4 mm ALLEN KEY
- 15.T6,T8 TORX KEY
- 16.WBRF 68-100
- 17.WFC -01
- 18.WFC -02
- 19.WFC -03
- 20.THRU COOLANT BUSH

Supply with thru coolant kit only

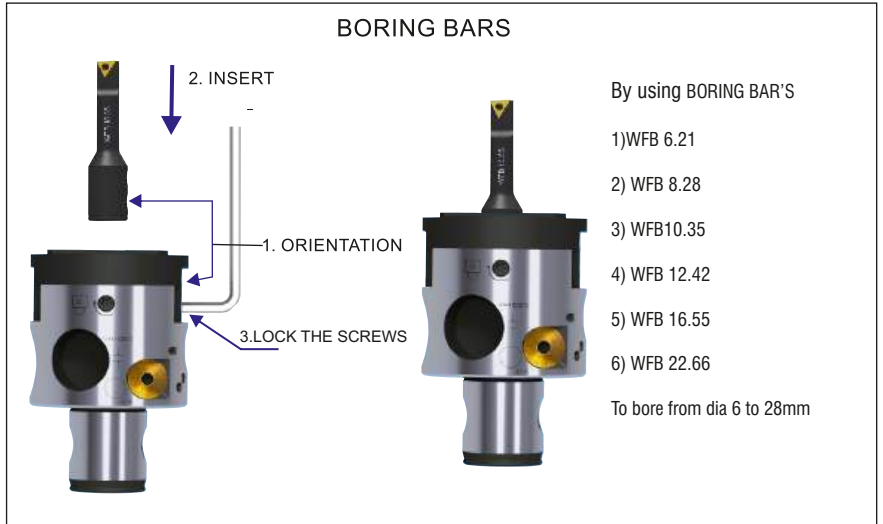
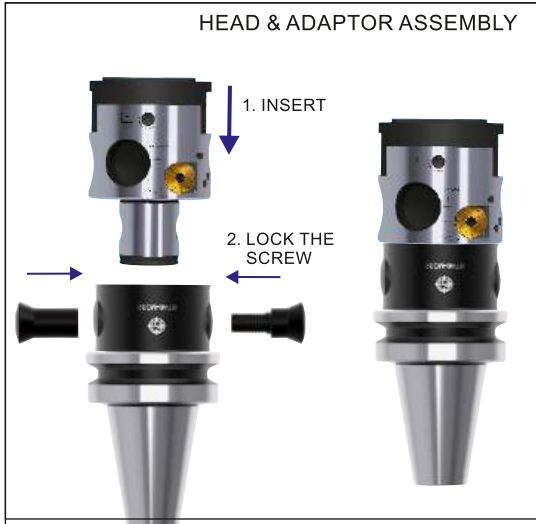
NOTE: Adaptor is not included in the Kit. Through coolant is optional

USER GUIDE FOR MICRO BORING KIT DIA 6 - 205

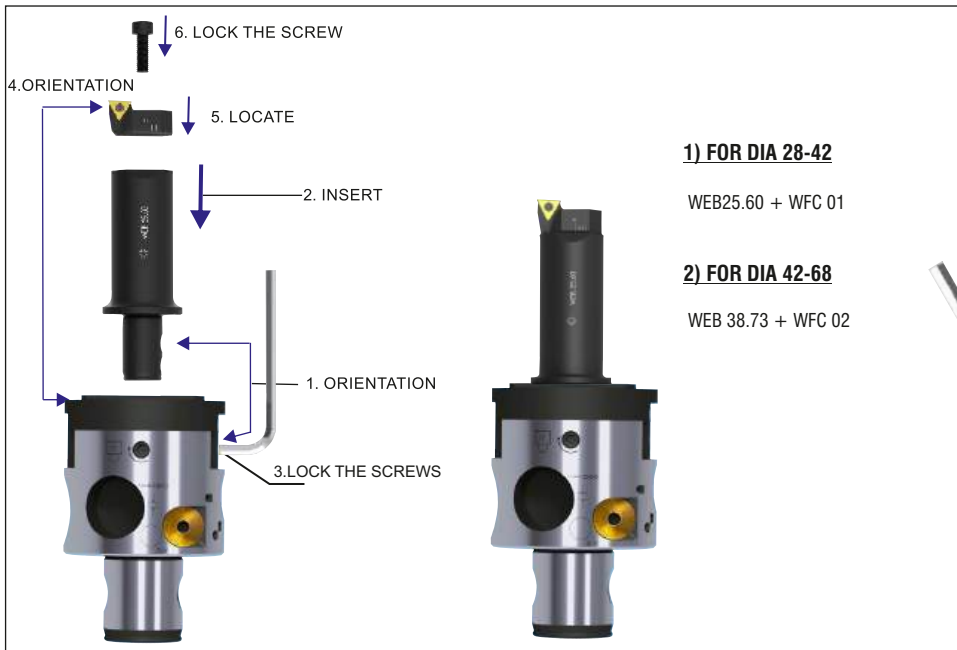


SETTING INSTRUCTION OF MICRO BORING KIT DIA 6 TO 205 mm

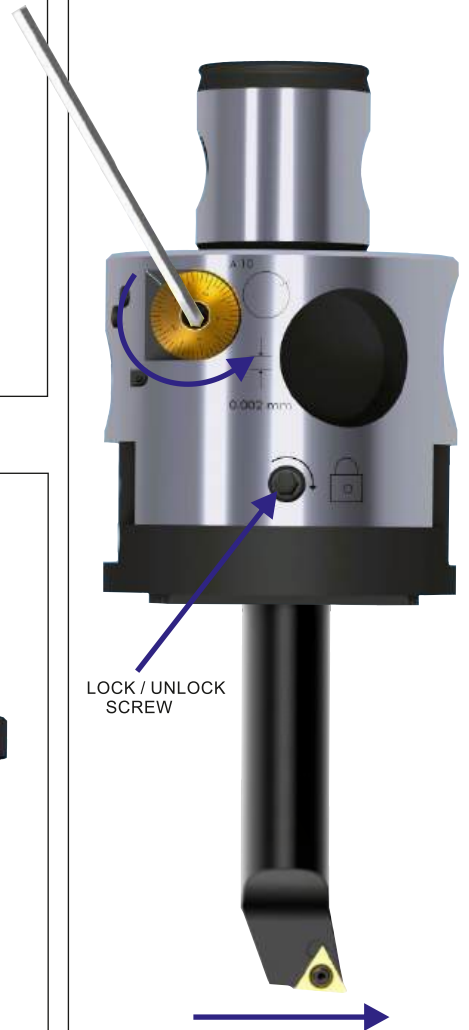
BORE DIA 6 TO 28mm



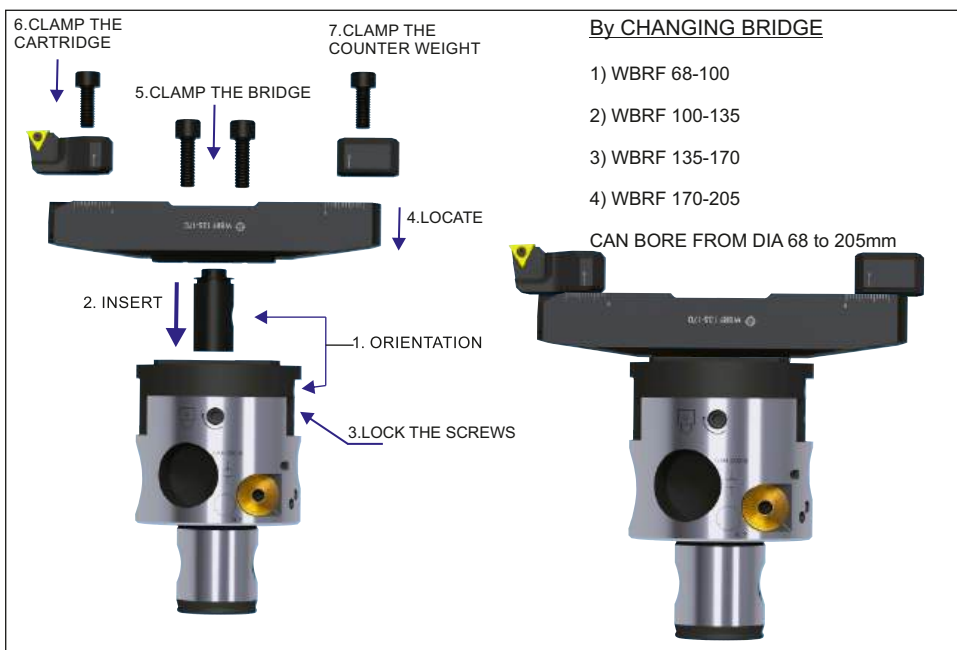
BORE DIA 28 TO 68mm



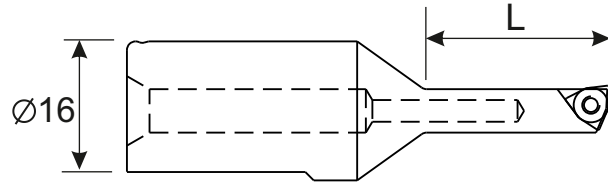
Rotate the dial counter clockwise to increase the bore dia.
one division = 2 micron on dia
one full rotation = 0.1mm






BORE DIA 68 TO 205mm

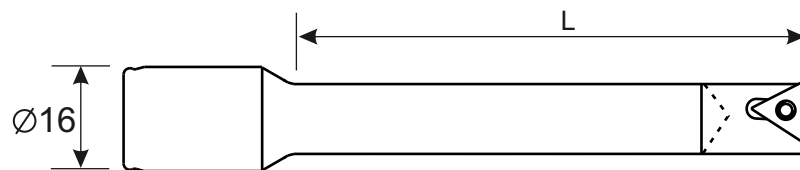





BORING BARS STEEL 6-28 mm



ITEM	CODE	DIA RANGE	L	 INSERT	 INSERT SCREW	 TORX KEY	Kg
WFB6.21	WFB006021	6-8	21	WC02	TS211	T6	0.045
WFB8.28	WFB008028	8-10	28	WC02	TS21	T6	0.05
WFB10.35	WFB010035	10-14	35	TP09	CS2501	T8	0.055
WFB12.42	WFB012042	12-16	42	TP09	CS250	T8	0.06
WFB16.55	WFB016055	16-22	55	TP09	CS250	T8	0.08
WFB22.66	WFB022066	22-28	66	TP09	CS250	T8	0.12

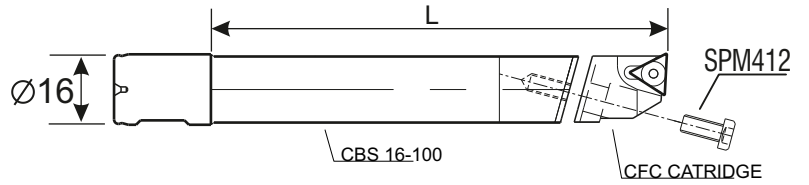
CARBIDE BORING BAR 6-16mm






ITEM	CODE	DIA RANGE	L	 INSERT	 INSERT SCREW	 TORX KEY	Kg
WFB6.40	FBS006040	6-8	40	WC02	TS211	T6	0.05
WFB8.50	FBS008050	8-10	50	WC02	TS21	T6	0.07
WFB10.60	FBS010060	10-14	60	TP09	CS2501	T8	0.1
WFB12.80	FBS012080	12-16	80	TP09	CS250	T8	0.14

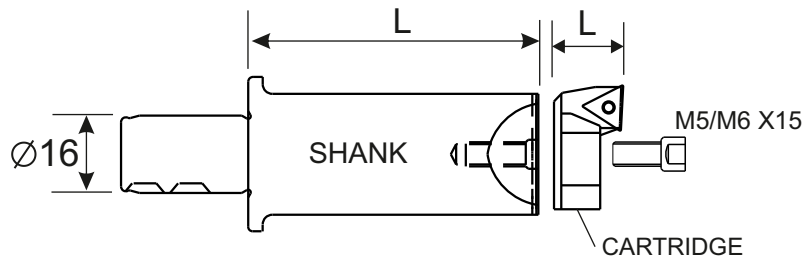
NOTE : THROUGH COOLANT IS OPTIONAL FOR ALL BORING BARS




CARBIDE BORING BAR & CARTRIDGE 16-28 mm



REF	ITEM	CODE	DIA RANGE	L	 INSERT	 SCREW	 TORX KEY
SHANK	CBS16.100	CBS16100		100		SPM 412	T15
CARTRIDGE	CFC1620	CFC016020	16-20		TP09	CS250	T8
CARTRIDGE	CFC2024	CFC020024	20-24		TP09	CS250	T8
CARTRIDGE	CFC2428	CFC024028	24-28		TP09	CS250	T8

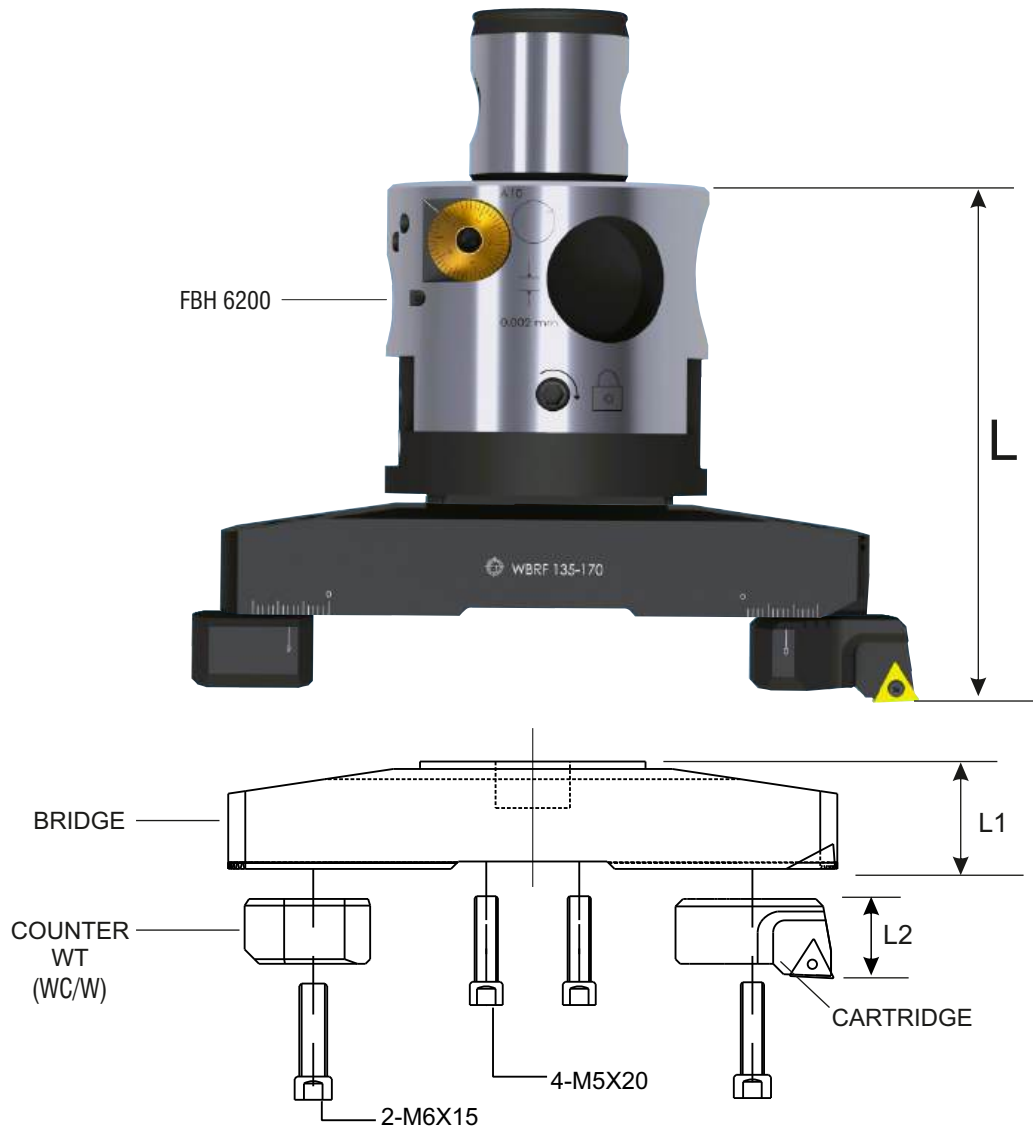
BORING BAR DIA 28-68 mm



REF	ITEM	CODE	DIA RANGE	L	 INSERT	 INSERT SCREW	 TORX KEY	Kg
SHANK	WEB25.60	WEB025060	28-42	60	TP09	CS250	T8	0.27
CARTRIDGE	WFC01	WFC01T090		13.5				0.03
SHANK	WEB38.73	WEB038073	42-68	73	TP09	CS250	T8	0.41
CARTRIDGE	WFC02	WFC02T090		13.5				0.03




NOTE : THROUGH COOLANT IS OPTIONAL FOR ABOVE ALL

DIA 68 - 205 mm



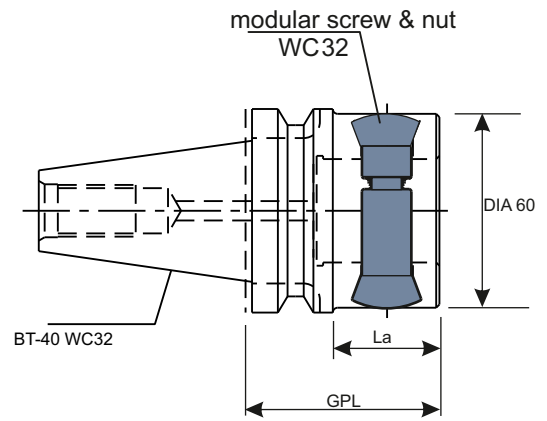
REF	ITEM	CODE	DIA RANGE	L	L1	CLAMP SCREW	Kg
BRIDGE	WBRF68100	WBRF68100	68-100	96+La	17	M5X20	0.18
BRIDGE	WBRF100135	WBRF100135	100-135	96+La	17	M5X20	0.29
BRIDGE	WBRF135170	WBRF135170	135-170	102+La	23	M5X20	0.54
BRIDGE	WBRF170205	WBRF170205	170-205	102+La	23	M5X20	0.68

CARTRIDGE

ITEM	CODE	DIA RANGE	L2	 INSERT	 INSERT SCREW	 TORX KEY	Kg
WFC03	WFC03T090	68-205	16	TP--11	CS25T11	T8	0.06
WFCC03	WFCC3T090	54-135	16	CC--09	TS 4	T15	0.06
WC/W	WCW00060						0.06

Note La is the extended length in the Adaptor

ADAPTOR WC-32



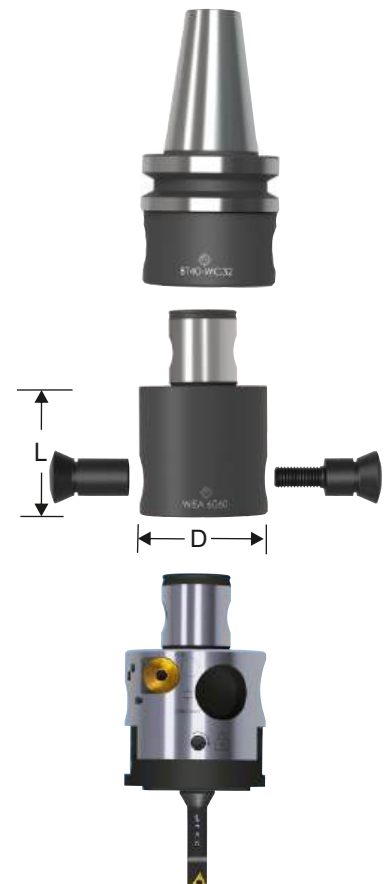
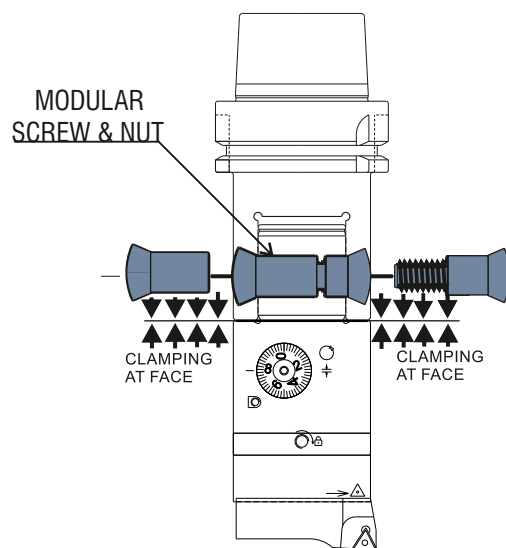
The complete design of boring tools are built on modular concept. This helps in easy interchanging of tools. The parts to be coupled are inserted and fastened by a specially designed taper bolt. The bolt creates an axial thrust on the face and to give a rigid clamping of the tool. The diameter & face are accurately ground to give a perfect seating and better concentricity.

The MODULAR adaptors are available in different tapers (BT, BBT, SK, HSK)

It can be tailor made for extend length to increase the GPL

REF	ITEM	CODE	GPL	La	LOCK BOLT	Kg
BT40	BT40WC32	BT40WC3260	60	30	WC32 M10X60	1.5
BT50	BT50WC32	BT50WC3210	100	60		4.7
HSK A50	HSK A50WC32	HSK50WC328	80	50		1.3
HSK A63	HSK A63WC32	HSK63WC328	80	50		1.65
HSK A100	HSK A100WC32	HSK100WC32	100	70		3.4

MODULAR EXTENSION

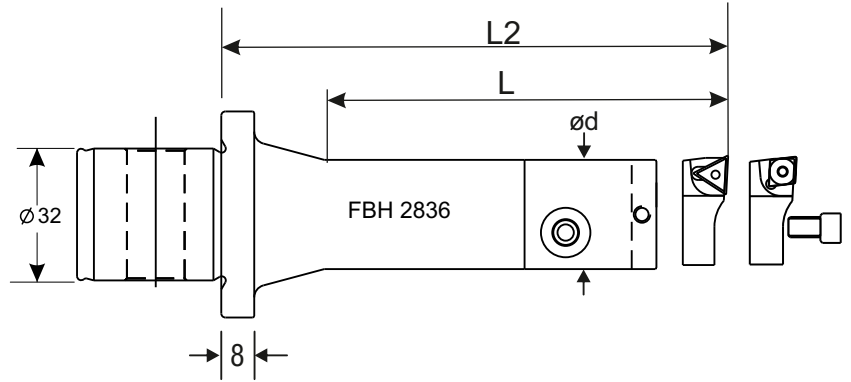


ITEM	CODE	L	Kg
WEA6060	WEA006060	60	1.3
WEA6075	WEA006075	75	1.6

FBH SERIES FINISH BORING HEADS



DIA 22-54

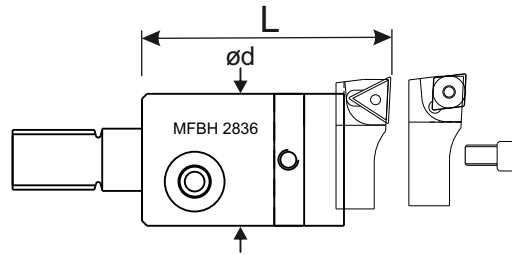


ITEM	CODE	DIA RANGE	L	CARTRIDGE	L2	ød	CLAMP SCREW	Kg
FBH2228	FBH022083	22-28	83	FCC2228	108	Ø20.5	M4X6	0.6
FBH2836	FBH028098	28-36	98	FCC/FC2836	123	Ø26.5	M5X8	0.8
FBH3654	FBH036110	36-54	110	FCC/FC3654	136	Ø34.5	M5X10	1.2

SHORT SERIES FINISH BORING HEADS

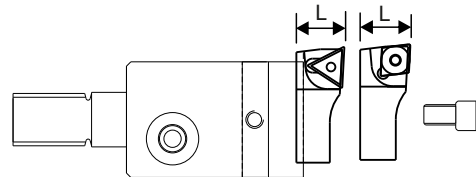






DIA 22-54



ITEM	CODE	DIA RANGE	L	MOUNT SIZE	CARTRIDGE	ød	Kg
MFBH2228	MFB022028	22-28	40	M10	FCC2228	Ø20.5	0.1
MFBH2836	MFB028036	28-36	50	M12	FCC/FC2836	Ø26.5	0.2
MFBH3654	MFB036054	36-54	60	M16	FCC/FC3654	Ø34.5	0.35

FINISH CARTRIDGE

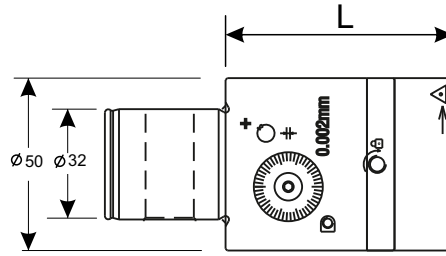


ITEM	CODE	DIA RANGE	L	 INSERT	 INSERT SCREW	 TORX KEY	Kg
FCC2228	FCC022028	22-28	9	CCGT06	TS25	T8	0.01
FCC2836	FCC028036	28-36	11.5	CCGT06	TS25	T8	0.01
FCC3654	FCC036054	36-54	12	CCGT06	TS25	T8	0.02
FC2836	FC0028036	28-36	11.5	TP09	CS250	T8	0.01
FC3654	FC0036054	36-54	12	TP09	CS250	T8	0.02

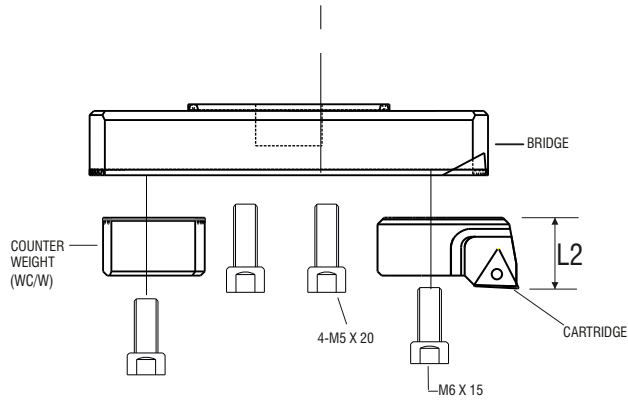
NOTE : THROUGH COOLANT IS OPTIONAL FOR ABOVE ALL

FBH SERIES FINISH BORING HEAD

DIA 54 TO 135



ITEM	CODE	DIA RANGE	L	Kg
FBH0680	FBH006080	54-135	65	1.00



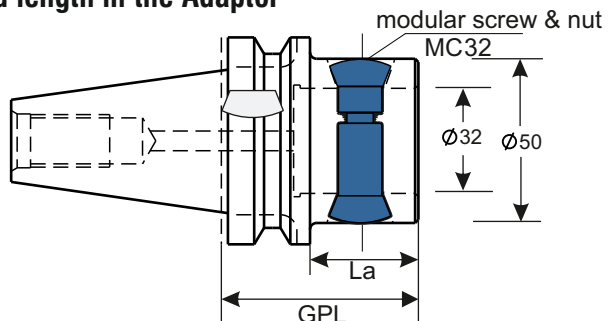
REF	ITEM	CODE	DIA RANGE	L	Kg
BRIDGE	WBRF5484	WBRF005484	54-84	96+La	0.16
BRIDGE	WBRF68100	WBRF068100	68-100	96+La	0.18
BRIDGE	WBRF100135	WBRF100135	100-135	96+La	0.29

CARTRIDGE

ITEM	CODE	DIA RANGE	L2	INSERT	INSERT SCREW	TORX KEY	Kg
WFC03	WFC03T090	54-135	16	TP--11	CS25T11	T8	0.06
WFCC03	WFCC3T090	54-135	16	CC--09	TS4	T15	0.06
WC/W	WCW00060						0.06

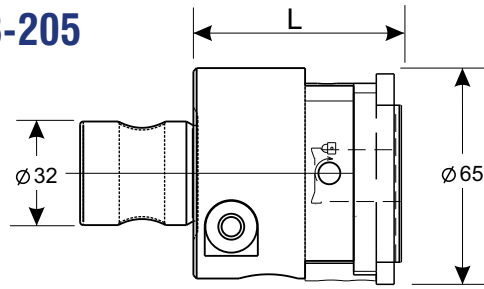
Note La is the extended length in the Adaptor

ADAPTORS - MC 32



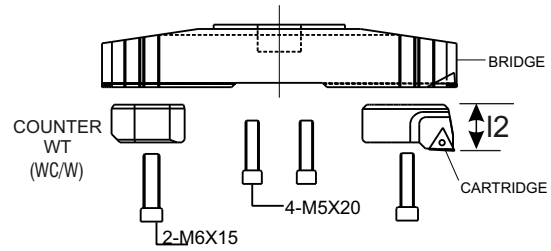

REF	ITEM	CODE	GPL	La	DIA RANGE	Kg	LOCK BOLT
BT40	BT40MC32	BT40MC3260	60	30	18-105	1.5	MC32 M10X50 MC32 M8X50 (THRU COOLANT)
BT50	BT50MC32	BT50MC3210	100	60		4.7	
HSK A50	HSK A50MC32	HSK50MC328	80	54		0.91	
HSK A63	HSK A63MC32	HSK63MC328	80	54		1.24	
HSK A100	HSK A100MC32	HSK100MC32	100	70		3	

FINISH BORING HEAD FOR DIA 68-205



ITEM	CODE	DIA RANGE	L	WEIGHT
FBH06200	FBH006200	68-205	64	1.50

DIA 68 - 205

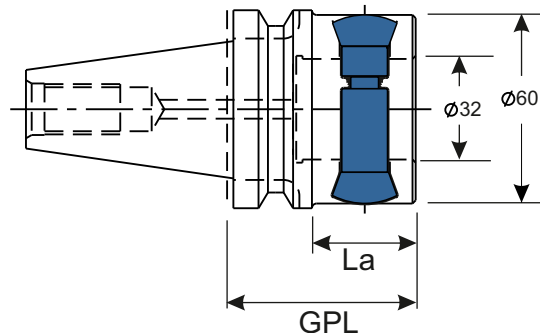


REF	ITEM	CODE	DIA RANGE	L	Kg
BRIDGE	WBRF068100	WBR0F68100	68-100	96+La	0.18
BRIDGE	WBRF100135	WBRF100135	100-135	96+La	0.29
BRIDGE	WBRF135170	WBRF135170	135-170	102+La	0.54
BRIDGE	WBRF170205	WBRF170205	170-205	102+La	0.68

CARTRIDGE

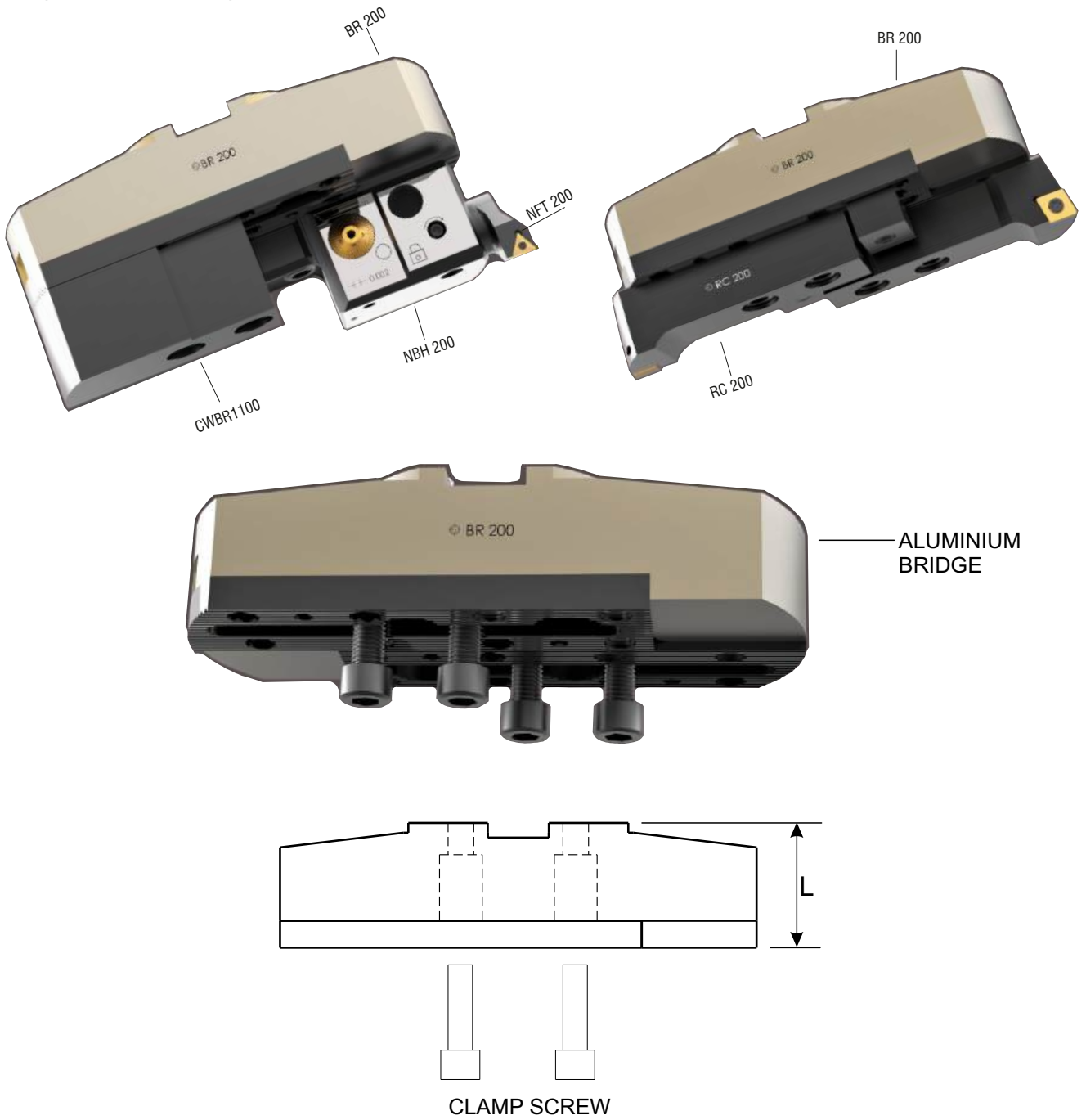
ITEM	CODE	DIA RANGE	I2	INSERT	INSERT SCREW	TORX KEY	Kg
WFC03	WFC03T090	68-205	16	TP--11	CS25T11	T8	0.06
WFCC03	WFCC3T090	68-205	16	CC--09	TS4	T15	0.06
WC/W	WCW000060						0.06

Note: La is the extended length in the Adaptor



REF	ITEM	CODE	GPL	La	LOCK BOLT	Kg
BT40	BT40WC32	BT40WC3260	60	30	WC32 M10X60	1.2
BT50	BT50WC32	BT50WC3210	100	60		4.3
HSK A50	HSK A50WC32	HSK50WC328	80	54		1.3
HSK A63	HSK A63WC32	HSK63WC328	80	54		1.65
HSK A100	HSK A100WC32	HSK100WC32	100	70		

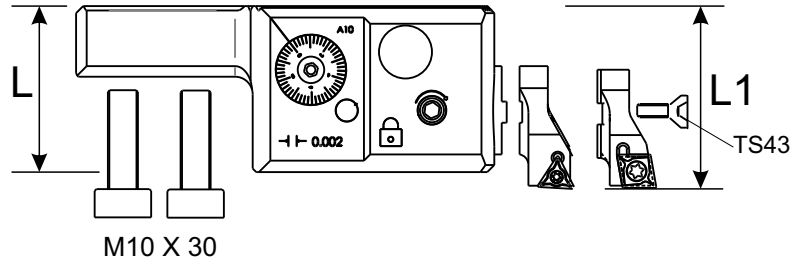
LARGE DIA 200 & ABOVE (ROUGH & FINISH)



REF	ITEM	CODE	DIA RANGE	L	CLAMP SCREW	Kg
BRIDGE	BR 200	BR0200300	200-300	50	M10X35	2.6
BRIDGE	BR 300	BR0300400	300-400	60	M10X45	4.2
BRIDGE	BR 400	BR0400500	400-500	70	M10X55	5.9
BRIDGE	BR 500	BR0500600	500-600	80	M10X55	9.6
BRIDGE	BR 600	BR0600700	600-700	90	M10X60	12.8
BRIDGE	BR 700	BR0700800	700-800	90	M10X60	14.2

NOTE : THROUGH COOLANT IS OPTIONAL FOR ABOVE ALL

FINISH BORING DIA 200 & ABOVE



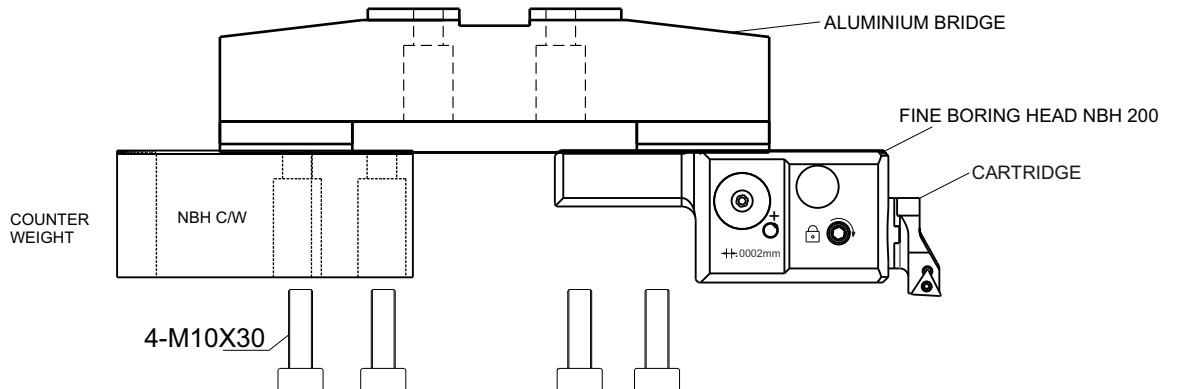
ITEM	CODE	L	L1	Kg
NBH200	NBH00200	47	51	1.16

CARTRIDGE



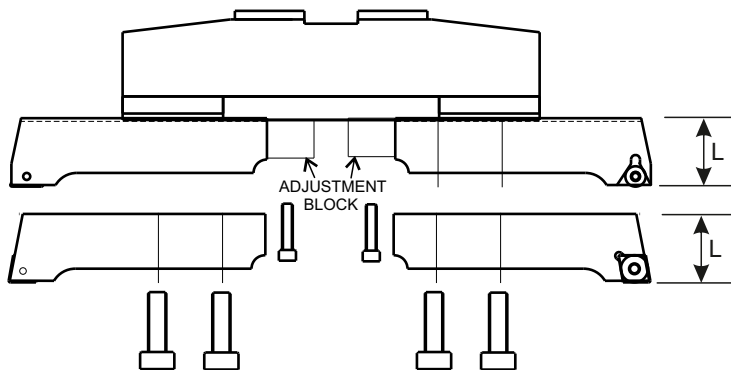
ITEM	CODE	INSERT	INSERT SCREW	TORX KEY	Kg
NFC200	NFC000200	CCMT09	TS4	T15	0.06
NFT200	NFT000200	TP11	CS25T11	T8	0.06

PARTS FOR ASSEMBLY







REF	ITEM	CODE	Kg
NBH C/W	CWBR1100	CWBR01100	1.16

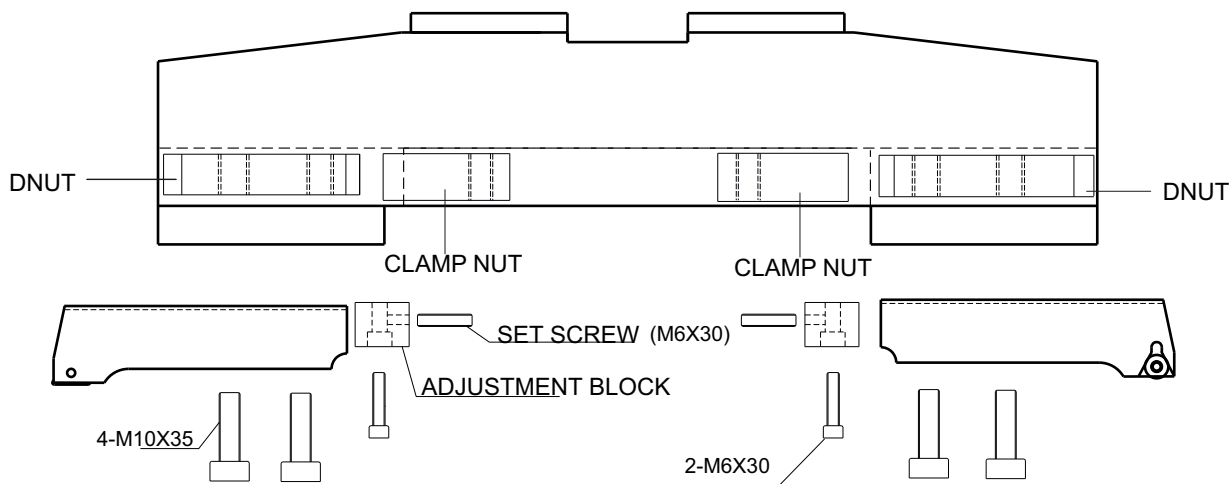
ROUGH BORING DIA 200 & ABOVE



CARTRIDGE

ITEM	CODE	 INSERT	L	 INSERT SCREW	 TORX KEY	 CLAMP SCREW	Kg
RT200(V/O)	RTS000200	TCMT 16	32	TS4	T15	M10X35	0.73
RC200(V/O)	RCS000200	CCMT 12	32	TS5	T20	M10X35	0.73

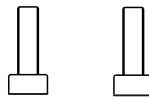
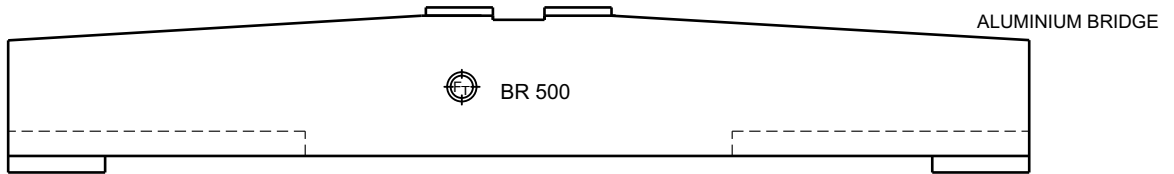
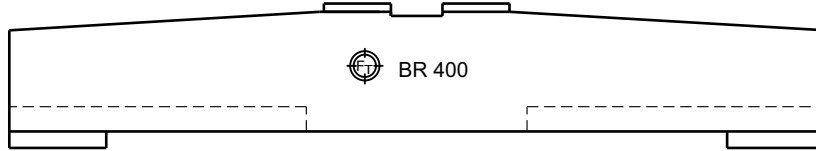
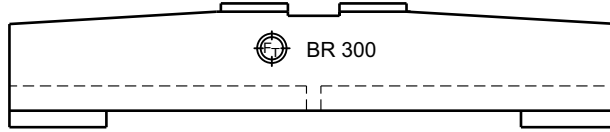
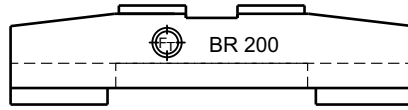
Parts for assembly



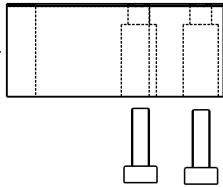
REF	ITEM	CODE	Kg
CLAMP NUT	DNBR0200	DBM100200	0.07
ADJUSTMENT BLOCK	ADB00200	ADBL000200	0.08
D NUT	DNBR200M6	DBM006200	0.02

USER SELECTION GUIDE FOR LARGE DIA BORING

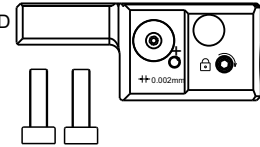
FINISH BORE



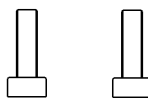
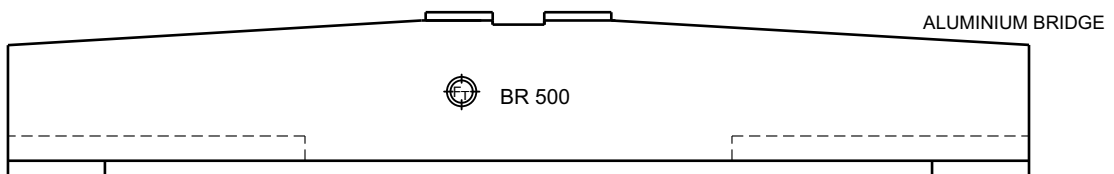
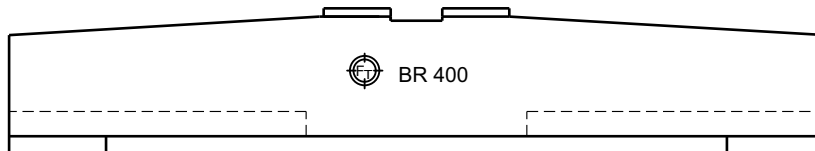
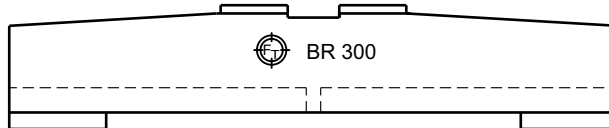
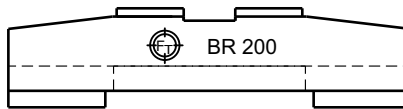
COUNTER WEIGHT
NBH C/W



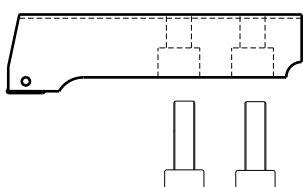
FINE BORING HEAD
NBH 200



ROUGH BORE



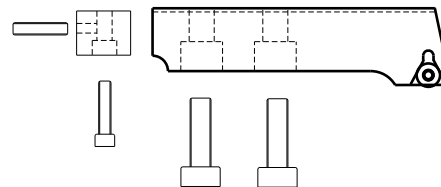
CARTRIDGE



SET SCREW (M6X30)

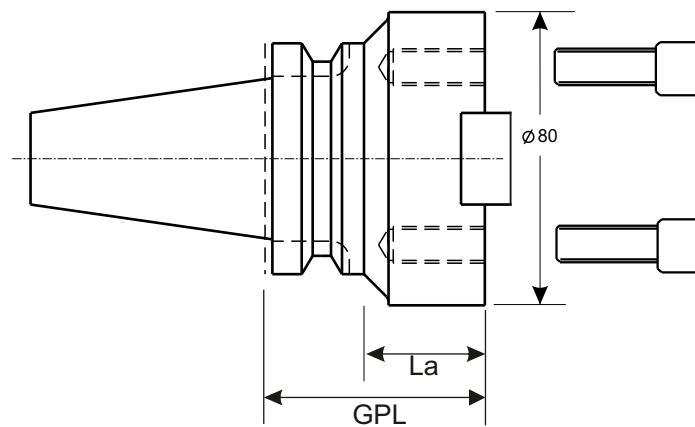
ADJUSTMENT BLOCK

CARTRIDGE



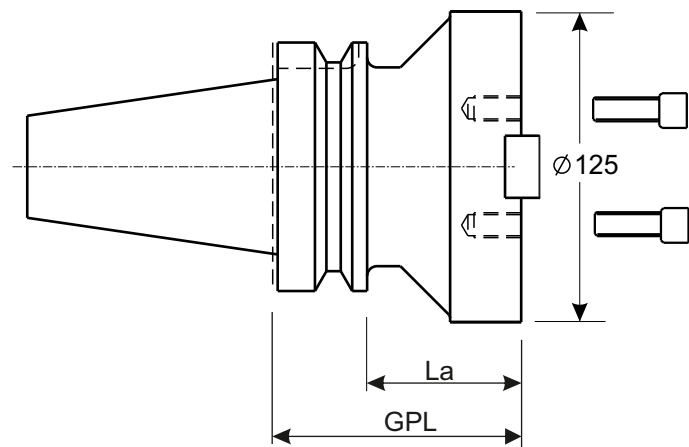
ADAPTORS FOR LARGE DIA BORING

NMC80



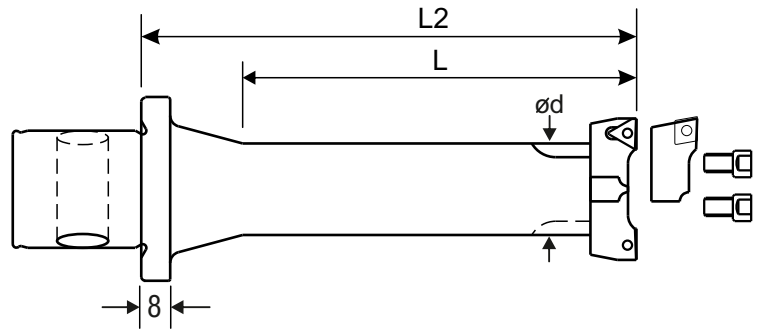
REF	CODE	BRIDGE	GPL	CLAMP BOLT	Kg
BT40	BT40NMC80	BR 200 BR 300	60	M10X35 M10X45	2.7
BT50	BT50NMC80		100		5.3
HSK A50	H050NMC80		80		2.5
HSK A63	H063NMC80		80		2.7
HSK A100	H100NMC80		100		4

NMC125



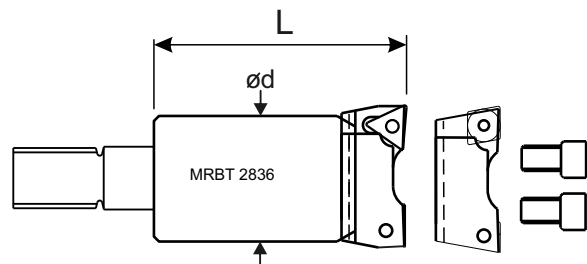
REF	CODE	BRIDGE	GPL	LOCK BOLT	Kg
BT50	BT50NMC125	BR 400	100	M10X55	7.8
SK50	SK50NMC125	BR 500	100	M10X55	7.7
HSK A100	H100NMC125	BR 600	100	M10X60	6.8

ROUGH BORING RBT SERIES DIA 18-135 mm



ITEM	CODE	DIA RANGE	L	L2	CARTRIDGE	ød	SET SCREW	CLAMP SCREW	Kg
RBC1822	RBC018072	18-22	71	95	RC1822 I/O	Ø16	M3X5	M3X10	0.45
RBC2228	RBC022090	22-28	88	114	RC2228 I/O	Ø20	M3X6	M4X15	0.6
RBT2836	RBT028110	28-36	109	136	RT2836 I/O	Ø25	M4X8	M5X20	0.8
RBC2836	RBC028110	28-36	109	136	RC2836 I/O	Ø25	M4X8	M5X20	0.8
RBT3650	RBT036115	36-50	114	145	RT3650 I/O	Ø32	M5X10	M6X25	1.1
RBC3650	RBC036115	36-50	114	145	RC3650 I/O	Ø32	M5X10	M6X25	1.1
RBT5070	RBT050125	50-70	125	134	RT5070 I/O	Ø45	M6X12	M8X30	1.7
RBC5070	RBC050125	50-70	125	134	RC5070 I/O	Ø45	M6X12	M8X30	1.7
RBT70105	RBT070125	70-105	125	125	RC105-A I/O	Ø62	M6X20	M10X30	2.2
RBC70105	RBC070125	70-105	125	125	RC105-A I/O	Ø62	M6X20	M10X30	2.2
RBT105135	RBT105150	105-135	150	150	RT105-A I/O	Ø97	M6X30	M10X35	3.8
RBC105135	RBC105150	105-135	150	150	RC105-A I/O	Ø97	M6X30	M10X35	3.8

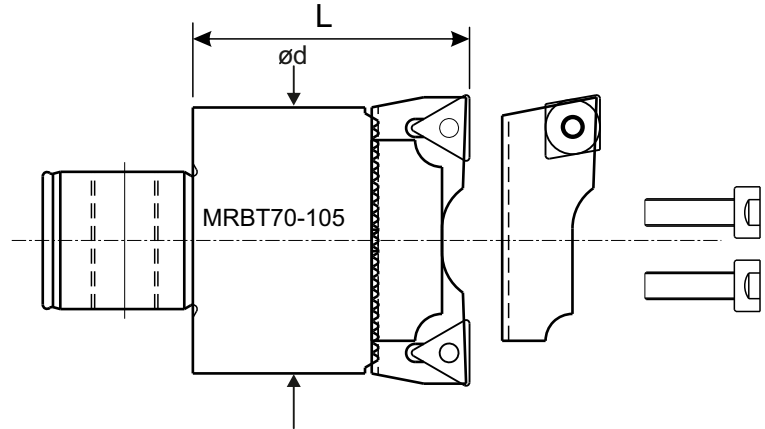
SHORT SERIES ROUGH BORING TOOL DIA 18-50



ITEM	CODE	DIA RANGE	L	MOUNT SIZE	CARTRIDGE	ød	CLAMP SCREW	SET CREW	Kg
MRBC2228	MRBC22028	22-28	40	M10	RC2228 I/O	Ø20	M4X15	M3X6	0.1
MRBT2836	MRBT28036	28-36	50	M12	RT2836 I/O	Ø25	M5X20	M4X8	0.2
MRBC2836	MRBC28036	28-36	50	M12	RC2836 I/O	Ø25	M5X20	M4X8	0.2
MRBT3650	MRBT36050	36-50	60	M16	RT3650 I/O	Ø32	M6X25	M5X10	0.35
MRBC3650	MRBC36050	36-50	60	M16	RC3650 I/O	Ø32	M6X25	M5X10	0.35

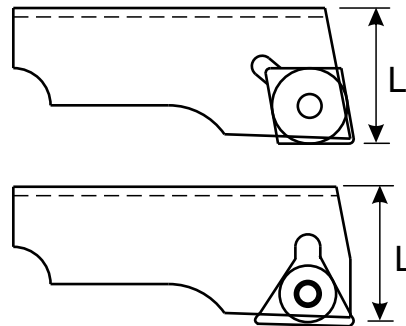
NOTE : THROUGH COOLANT IS OPTIONAL FOR ABOVE ALL




SHORT SERIES ROUGH BORING TOOL DIA 50-135



ITEM	CODE	DIA RANGE	L	CARTRIDGE	ød	SET SCREW	CLAMP SCREW	Kg
MRBT5070	MRBT50060	50-70	60	RT5070 I/O	ø45	M6X12	M8X30	0.8
MRBC5070	MRBC50060	50-70	60	RC5070 I/O	ø45	M6X12	M8X30	0.8
MRBT70105	MRBT70060	70-105	60	RC105-A I/O	ø62	M6X20	M10X30	1.9
MRBC70105	MRBC70060	70-105	60	RC105-A I/O	ø62	M6X20	M10X30	1.9
MRBT105135	MRBT10565	105-135	65	RT105-A I/O	ø97	M6X30	M10X35	1.9
MRBC105135	MRBC10565	105-135	65	RC105-A I/O	ø97	M6X30	M10X35	1.9

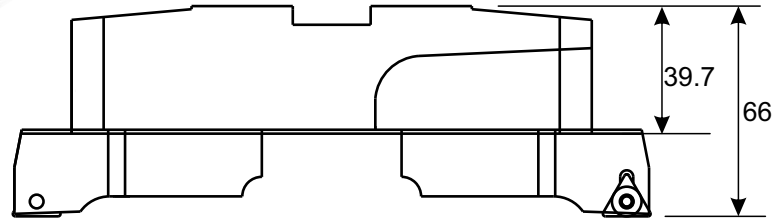
CARTRIDGE



ITEM	CODE	DIA RANGE	L	 INSERT	 INSERT SCREW	 TORX KEY	Kg
RC1822(I/O)	RCS018022	18-22	8.5	CC--06	TS25	T8	0.01
RC2228(I/O)	RCS022028	22-28	10	CC--06	TS25	T8	0.01
RT2836(I/O)	RTS028036	28-36	13	TC--09	TS22	T7	0.02
RC2836(I/O)	RCS028036	28-36	13	CC--06	TS25	T8	0.02
RT3650(I/O)	RTS036050	36-50	15	TC--11	TS25	T8	0.03
RC3650(I/O)	RCS036050	36-50	15	CC--09	TS4	T15	0.03
RT5070(I/O)	RTS050070	50-70	20	TC--16	TS4	T15	0.07
RC5070(I/O)	RCS050070	50-70	20	CC--12	TS5	T20	0.07
RT105-A(I/O)	RTS105001	70-135	22	TC--16	TS4	T15	0.17
RC105-A(I/O)	RCS105001	70-135	22	CC--12	TS5	T20	0.17

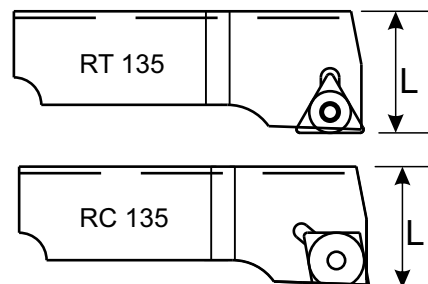
NOTE : THROUGH COOLANT IS OPTIONAL FOR ABOVE ALL




ROUGH BORING TOOL DIA 135-200 mm



ITEM	CODE	DIA RANGE	CARTRIDGE	SET SCREW	CLAMP SCREW	Kg
BRBT135170	BRBT13517	135-170	RT135 (I/O)	M6X30	M10X40	1.78
BRBC135170	BRBC13517	135-170	RC135 (I/O)	M6X30	M10X40	1.78
BRBT170205	BRBT17205	170-205	RT135 (I/O)	M6X30	M10X40	2.26
BRBC170205	BRBC17205	170-205	RC135(I/O)	M6X30	M10X40	2.26

CARTRIDGE



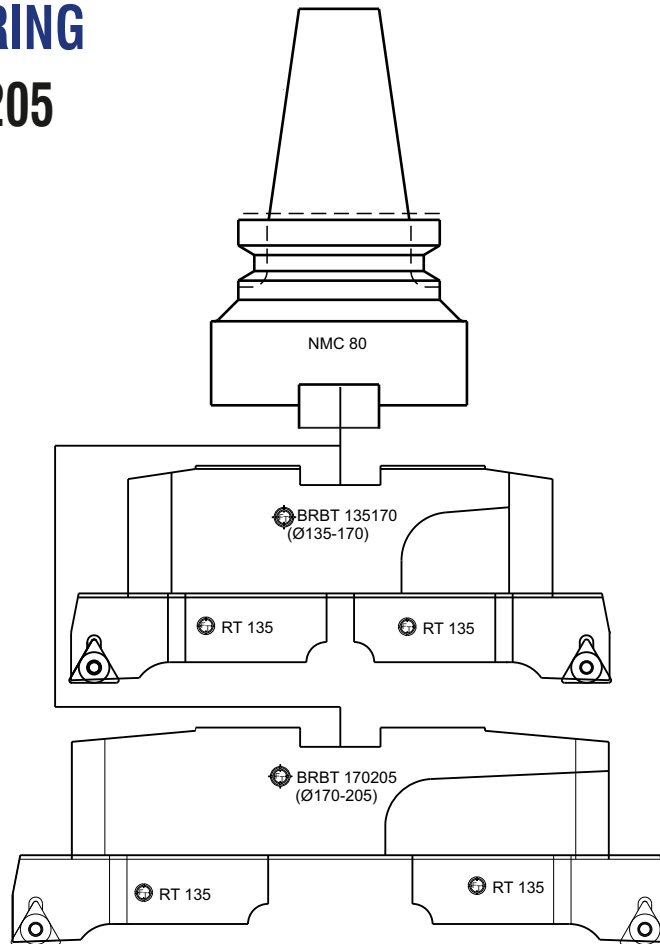
ITEM	CODE	DIA RANGE	L	 INSERT	 INSERT SCREW	 TORX KEY	Kg
RT135 (I/O)	RTS000135	135-200	27	TCMT16	TS4	T15	0.3
RC135 (I/O)	RCS000135	135-200	27	CCMT12	TS5	T20	0.3

NOTE : THROUGH COOLANT IS OPTIONAL FOR ABOVE ALL

USER GUIDE FOR

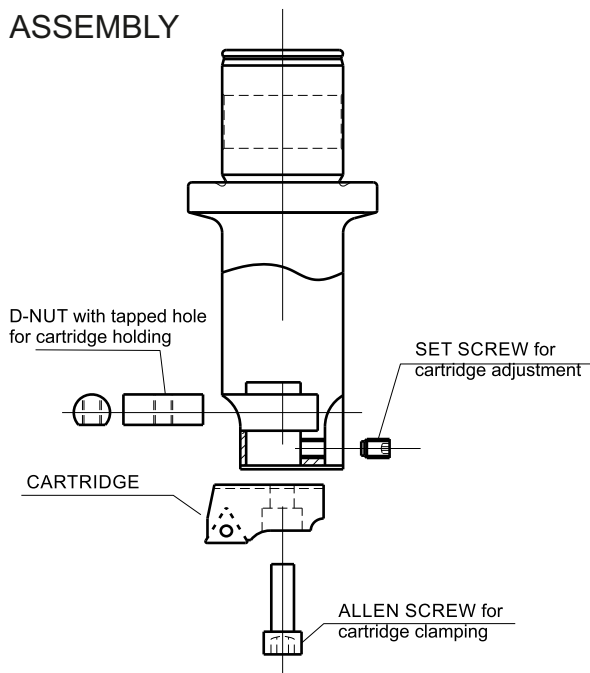
ROUGH BORING

DIA 135 - 205

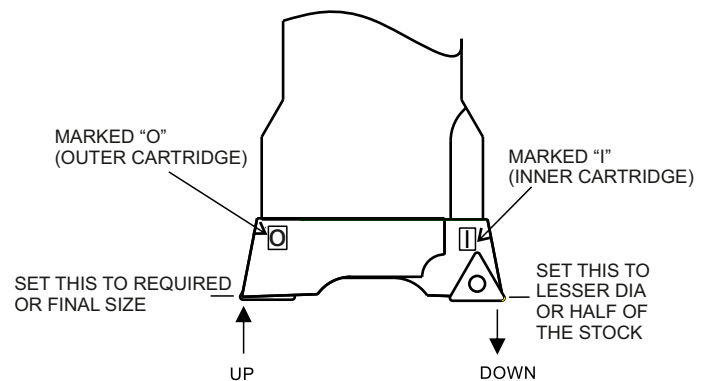


Twin Rough Boring tool has 2 Cartridges marked I & O for differential cutting,
There is a 0.3mm difference in height in manufacturing.

ASSEMBLY

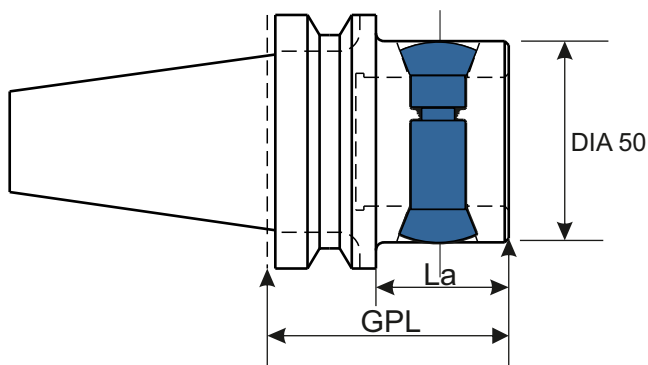


SETTING



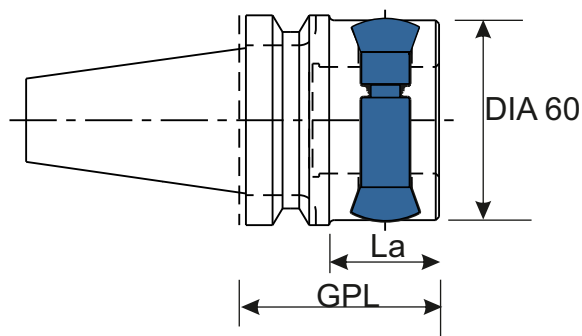
NOTE : Rough boring tools with same cartridge height can be supplied on request

ADAPTOR MC32



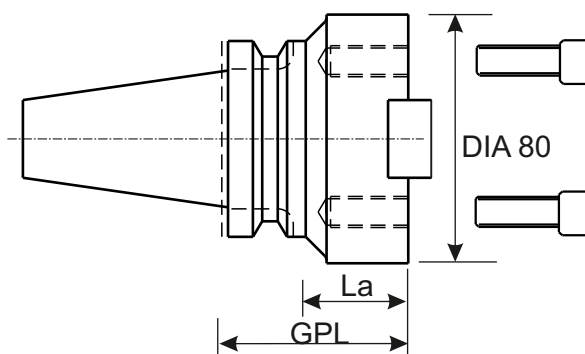
REF	ITEM	CODE	GPL	La	LOCK BOLT	Kg
BT40	BT40MC32	BT40MC3260	60	30	MC32 M10X50 MC32 M8X50 (THRU COOLANT)	1.2
BT50	BT50MC32	BT50MC3210	100	60		4.3
HSK A50	HSK A50MC32	HSK50MC328	80	50		1
HSK A63	HSK A63MC32	HSK63MC328	80	50		1.2
HSK A100	HSK A100MC32	HSK100MC32	100	70		

ADAPTOR WC32



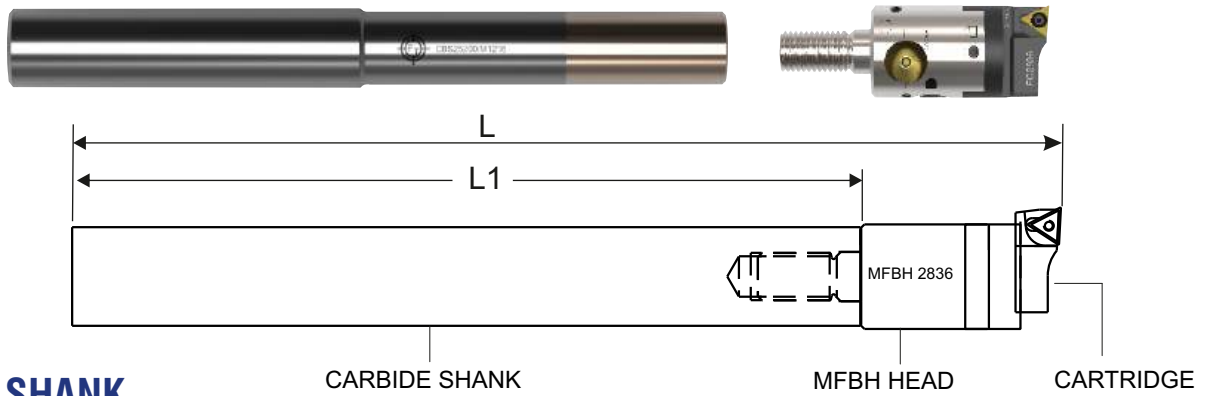
REF	ITEM	CODE	GPL	La	LOCK BOLT	Kg
BT40	BT40WC32	BT40WC3260	60	30	WC32 M10X60	1.5
BT50	BT50WC32	BT50WC3210	100	60		4.7
HSK A50	HSK A50WC32	HSK50WC328	80	50		1.3
HSK A63	HSK A63WC32	HSK63WC328	80	50		1.65
HSK A100	HSK A100WC32	HSK100WC32	100	70		3.4

NMC80



REF	CODE	BRIDGE	GPL	LOCK BOLT	Kg
BT40	BT40NMC80	BRBT BRBC BR 200 BR 300	60	M10X35 M10X45	2.7
BT50	BT50NMC80		100		5.3
HSK A50	H050NMC80		80		2.5
HSK A63	H063NMC80		80		2.7
HSK A100	H100NMC80		100		4

DEEP BORING FINISHING DIA 22-54mm

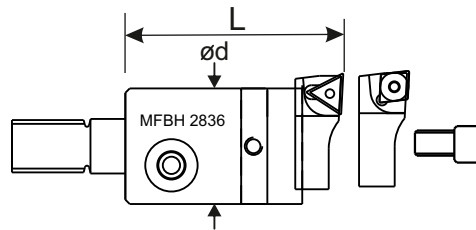


CARBIDE SHANK

ITEM	CODE	DIA RANGE	L	L1	BORING HEAD	CARTRIDGE	SPANNER	Kg
CBS20170M10	CBS201710	22-28	210	170	MFBH2228	FC2228	SM2200018	0.66
CBS25215M12	CBS252112	28-36	265	215	MFBH2836	FC2836	SMR280024	1.3
CBS32260M16	CBS322616	36-54	320	260	MFBH3654	FC3654	SMR360032	2.5

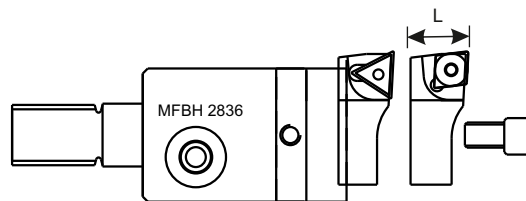

NOTE : TO BE HELD WITH RIGID COLLET/HYDROGRIP HOLDER & TOTAL LENGTH INCLUDES HOLDING LENGTH

FINE BORING HEAD



ITEM	CODE	DIA RANGE	L	MOUNT SIZE	CARTRIDGE	ød	Kg
MFBH2228	MFB022028	22-28	40	M10	FCC2228	ø20.5	0.1
MFBH2836	MFB028036	28-36	50	M12	FCC/FC2836	ø26.5	0.2
MFBH3654	MFB036054	36-54	60	M16	FCC/FC3654	ø34.5	0.35

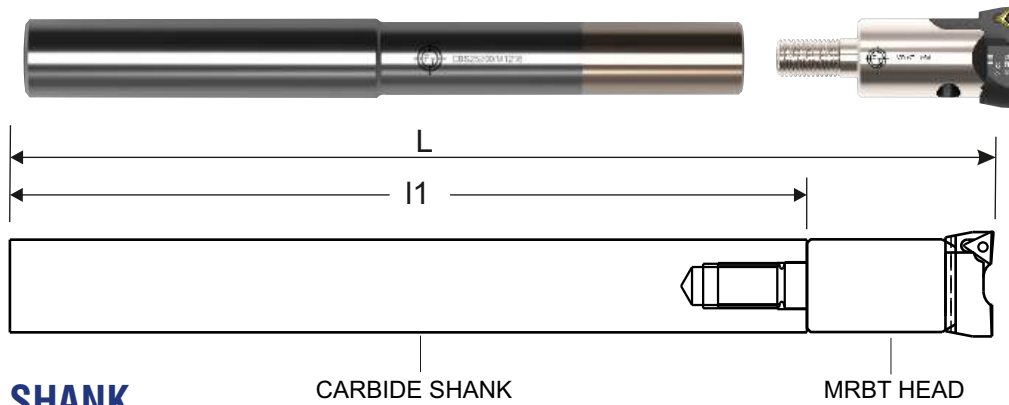
CARTRIDGE



ITEM	CODE	DIA RANGE	L	 INSERT	 INSERT SCREW	 TORX KEY	Kg
FCC2228	FC0022028	22-28	9	CCGT06	TS25	T8	0.01
FC2836	FC0028036	28-36	11.5	TP09	CS250	T8	0.01
FC3654	FC0036054	36-54	12	TP09	CS250	T8	0.02

NOTE : THROUGH COOLANT IS OPTIONAL FOR ABOVE ALL

DEEP BORING ROUGHING DIA 22-54 mm

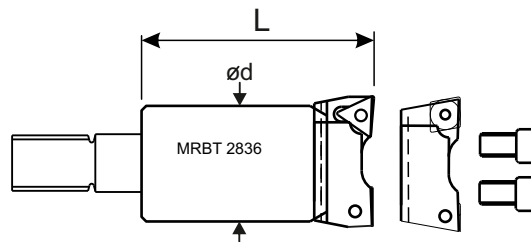


CARBIDE SHANK

ITEM	CODE	DIA RANGE	L	L1	BORING HEAD	CARTRIDGE	SPANNER	Kg
CBS20170M10	CBS201710	22-28	210	170	MRBC2228	RC2228 I/O	SM2200018	0.66
CBS25215M12	CBS252112	28-36	265	215	MRBT/C2836	RT/RC2836 I/O	SMR280023	1.3
CBS32260M16	CBS322616	36-50	320	260	MRBT/C3650	RT/RC3650 I/O	SMR360030	2.5

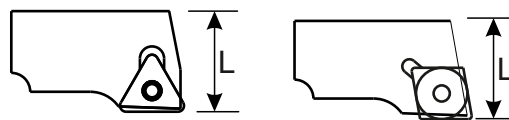
NOTE : TO BE HELD WITH RIGID COLLET/HYDROGRIP HOLDER & TOTAL LENGTH INCLUDES HOLDING LENGTH




ROUGH BORING HEAD



ITEM	CODE	DIA RANGE	L	MOUNT SIZE	CARTRIDGE	ød	CLAMP SCREW	SET CREW	Kg
MRBC2228	MRBC22028	22-28	40	M10	RC2228 I/O	ø20	M4X15	M3X6	0.1
MRBT2836	MRBT28036	28-36	50	M12	RT2836 I/O	ø25	M5X20	M4X8	0.2
MRBC2836	MRBC28036	28-36	50	M12	RC2836 I/O	ø25	M5X20	M4X8	0.2
MRBT3650	MRBT36050	36-50	60	M16	RT3650 I/O	ø32	M6X25	M5X10	0.35
MRBC3650	MRBC36050	36-50	60	M16	RC3650 I/O	ø32	M6X25	M5X10	0.35

CARTRIDGE



ITEM	CODE	DIA RANGE	L	INSERT	INSERT SCREW	TORX KEY	Kg
RC2228(I/O)	RCS022028	22-28	10	 CC--06	 TS25	 T8	0.01
RT2836(I/O)	RTS028036	28-36	13	TC--09	TS22	T7	0.02
RC2836(I/O)	RCS028036	28-36	13	CC--06	TS25	T8	0.02
RT3650(I/O)	RTS036050	36-50	15	TC--11	TS25	T8	0.03
RC3650(I/O)	RCS036050	36-50	15	CC--09	TS4	T15	0.03

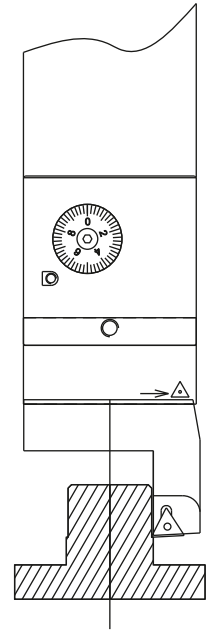
NOTE : THROUGH COOLANT IS OPTIONAL FOR ABOVE ALL

SPECIAL TOOLS

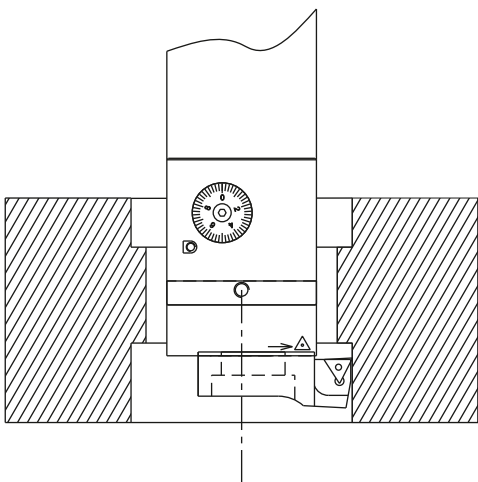
OD TURNING TOOL



Cylindrical projections in parts sometimes become very difficult to machine and may need a separate setup. Using a OD turning tool with Micro Boring Head FBH series and CBH series, we can machine cylinders accurately and conveniently in same setup. This would be very useful when large parts are machined on Machining centers.



BACK BORING TOOL



It becomes very convenient to finish accurate bores in one set up using a back boring tools. This avoids additional setup, saving time and costs. These are made to specific applications.

The Micro boring head FBH series and CBH series can be used to perform BACK BORING operation and a wide range of bores can be machined conveniently.



Finish Back Boring

BACK BORING ROUGHING TOOLS



EXTENDED LENGTH TOOLS FOR FINISHING



EXTENDED LENGTH TOOLS FOR ROUGHING



By using M-FBH series Micro boring head and special Adaptor, it is possible to reach smaller step bores. That require machining at greater depths. The special Adaptor with a rigid shank provides a stable machining for smaller & deeper holes.

This solution is also available on TWIN ROUGH BORING tools.

NOTE : THROUGH COOLANT IS OPTIONAL

TORQUE SELECTION GUIDE FOR SCREWS

LOCK/UNLOCK (SET)SCREWS		
SL NO	PERTICULARS	TORQUE
1	FBH0680 LOCK/UNLOCK SCREW (M6)	2Nm
2	FBH6200 LOCK/UNLOCK SCREW (M8)	3Nm
3	NBH200 LOCK/UNLOCK SCREW (M8)	3Nm
4	FBH3654 LOCK/UNLOCK SCREW (M4)	0.9Nm
5	FBH2836 LOCK/UNLOCK SCREW (M4)	0.9Nm
6	FBH2228 LOCK/UNLOCK SCREW (M4)	0.9Nm

7	ALL MC32/WC32 MODULAR SCREW-NUT	25Nm
---	---------------------------------	------

INSERT CLAMPING SCREWS		
SL NO	SCREWS	TORQUE
8	TS21/TS211	0.6 Nm
9	CS250	1.2 Nm
10	TS25/CS25T11	1.2 Nm
11	TS4	3.0 Nm
12	TS5	5.5 Nm
13	TS22	0.9 Nm

BRIDGE/CARTRIDGE CLAMPING (ALLEN) SCREWS		
SL NO	SCREWS	TORQUE
14	M3	1.5 Nm
15	M4	3.5 Nm
16	M5	7.5 Nm
17	M6	12 Nm
18	M8	25 Nm
19	M10	30 Nm



Introduces 'BORING SYSTEM' that makes hole making convenient and cost effective. Having been in the machining field for more than two decade and with a lot of experience in fine boring and rough boring, we have tried to offer a range that will be useful and convenient to all user (both for production and one off application).

We have made it economically affordable so that even small machine shop can afford to use them.

The range and boring length have been so designed that it can be used for most of your needs, with minimum number of tools, accessories and inserts.

We have rough boring heads from $\text{Ø}18$ mm and finish boring head from $\text{Ø}6$ mm and above.

Manufactured by :

Finetech
T O O L I N G S

Cat Rev 2024-2

CERTIFIED ISO 9001:2015

Plot No.V-16, IV Main, Peenya Indl. Estate,
2nd Stage, Bangalore - 560058 INDIA.

Tel : 91-80-29562300, 9972300795, 7676321390

E-mail : admin@finetechtoolings.in

Web : www.finebore.com